




# CUSTOM CEDAR WOOD FENCING



FOR A MORE  
BEAUTIFUL BACKYARD

# TONGUE & GROOVE



**300** Framed or Add Topper



**300** T&G Base with 215-1 Topper



**300** T&G Base with SQL18 Topper



**300** T&G Base with 400S-1 Topper



**400** One Piece Diamond



**400WO** One Piece without Diamonds



**300** T&G Base With 400H Heart Topper

## TONGUE & GROOVE


*The perfect "good neighbor" fence. Available in heights ranging from 3' to 8' high. The Tongue & Groove line may be customized with many of our available options including fascia boards, custom edging and toppers. (See pg. 7)*

### Custom Section Cap Options




# CLASSIC VICTORIAN PICKET


## WESTERN RED CEDAR 2" X 2" PICKETS




**700** Straight




**703** 3-Rail Staggered




**702** 2-Rail Staggered



**705** Top Rail



**706** Step Down




**707** Scalloped


# LATTICE FENCE

## LATTICE FENCE


*Eastern White Cedar Lattice Fence is the perfect landscape accent. Carefully created with an old world charm and 1" x 2" eastern white cedar boards. Like all of our cedar panels, these panels are hand crafted at our facility.*




**SQL4** Square Lattice 4"




**215** Diagonal Lattice



**SQL** Square Lattice



Lattice w/Fascia Top and Bottom



**215SCA** Scallop Lattice

# SOLID PANELS



120



111



420



390



600



501



503



200



990



502

## SOLID PANELS

*Eastern White Cedar Solid Panels are available in heights ranging from 3' to 8' high. Privacy, security and longevity are key components of any style you choose. These exceptional fences will enable you to express your individuality and provide an attractive addition to your home.*

# SOLID PANELS



**502H**



**121**



**300**

## SOLID SHAPED PANELS

### SOLID SHAPED PANELS

*Eastern White Cedar Shaped Panels are available in heights ranging from 3' to 8' high. Eastern's Shaped Panels are another way for you to individualize your landscape setting.*



**301 Scallop**



**303 Crown**



**304 Double Crown**



**202 Double Concave**



**204 Double Convex**




**203 Concave**



**206 Convex**

# SPACE PICKET




401




102




350




111




352




110



101



402




112

# STOCKADE



**C346** - Cedar Stockade



**CPS344** - Cedar Spaced Picket



**C346S** - Scalloped Stockade

# BOARD ON BOARD

## BOARD ON BOARD

Available in heights running from 3' to 8' high. Known as the traditional "good neighbor" fence due to it being the same on both sides. This is considered 'the' fence for semi privacy as the alternate board styling allows for air flow through the openings.



210



310



210 - with 215-1 Topper



210 - with 400-1 Topper



210 - with 800-1 Topper

# GATES



10



20



30



40



50

# TOPPERS

Toppers are available with Tongue & Groove and Board on Board fence lines.



215-1 Diagonal



SQL18 Square Lattice




700-1 Classic Victorian



800-1 Criss Cross



400S-1 Shamrock



400-1 Diamond



400H-1 Hearts



OT-1 Rings

# ARBORS & PERGOLAS




## ARBORS & PERGOLAS


*Whether framing a gate or a walkway, you can't go wrong with Eastern White Cedar Arbors & Pergolas. They are the ideal final accents for a beautiful and complete landscape setting.*

### Available Side Panels


*"Let your creativity flow" by choosing from any of our six Arbor and Pergola custom side panels.*




ARB-LP  
4' Diagonal




ARB-SP  
4' Square




ARB-SP4  
4' Old English



ARB-LP6  
6' Diagonal



ARB-SP6  
6' Square



ARB-SP46  
6' Old English



# HARDWARE



**HT1108B**  
8" Tee Black



**HSS1608B**  
8" Twin Strap Black



**HSL1508B**  
8" Spring Load Tee Black



**HBH7012B**  
12" Bolt Hook/Strap Black




**HSH2008B**  
Screw Hook & Strap




**HT9012B**  
12" Tee Black



**HSE5000C (1/2" x 4")**  
Screw Hook & Eye Cadmium




**HSE6000C (5/8" x 5")**  
Screw Hook & Eye Cadmium



**WGL**  
Hatchet Latch - Black



**GLT200B**  
Thumb Latch - Black 7" Lever



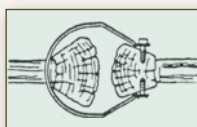
**V21A**  
Universal Floating Gravity Latch




**V23A**  
Heavy Duty Gravity Floating Latch



**SBI-307C**  
Slide Bolt Latch - Black



**GL9**  
Split Rail Loop Latch - Cadmium



**CSB-12**  
12" Spring Closer - Black



**SR1**  
Gate Sag Kit



**WTS**  
Wood to Steel Adaptors



**SPIKES**



**LAGS**  
5/16" x 1-1/2"



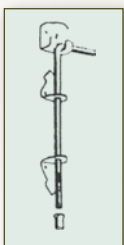
**OF18 / OF24**  
Heavy Duty Hinges 18" & 24"



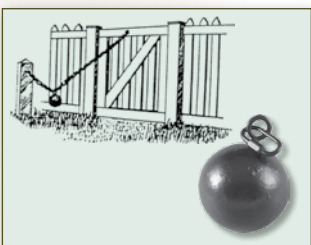
**OFTR**  
Twisted Ring Latch - Black



**GL201B**  
Gate Pull - Black




**CBD5024B**  
24" Deluxe Cane Bolt



**OFBC**  
Ball and Chain Closer - Black


# POST & RAIL

**Eastern White Cedar Post & Rail**  
Available as 2 or 3 Rail,  
Paddle or Dowelled Rails




**Diamond Style Cedar**

Posts:  
4x4  
5x5  
or  
6x6  
Rails:  
4x4



**Locust Split Post & Hardwood Rail**  
Available in 2, 3 or 4 Rail

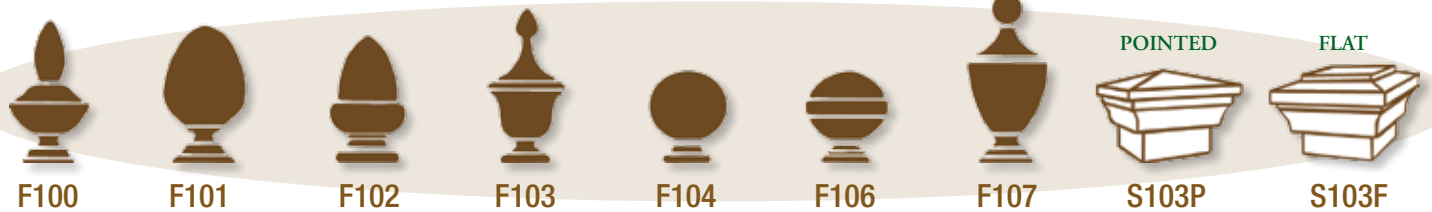


## BOARD STYLES



1 2 3 4 5 6 7 8 9 10 11 12 13 14 15 16 17

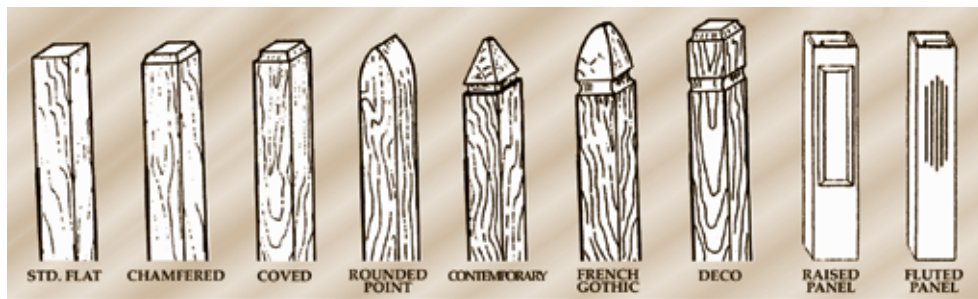
## FINIALS & POST CAPS



POINTED

FLAT

## POSTS & EDGING STYLES



Carefully created with an old world charm and hand crafted in the USA, Eastern White Cedar Brand Wood Fencing is the perfect landscape accent.

**1-800-339-3362**  
[www.EasternWoodFence.com](http://www.EasternWoodFence.com)

S U P P L I E R S   T O   T H E   T R A D E   O N L Y

Dealer: